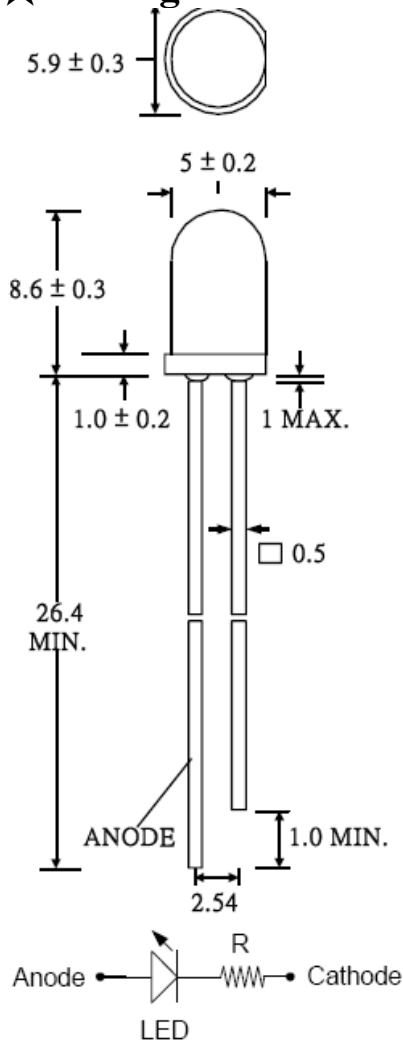


## Light Emitting Diode Lamp

### ★ Package Dimensions



### NOTE:

- 1.All dimensions are in millimeter.
- 2.Lead spacing is measured where the lead emerge from the package.

### ★ Selection Guide

Part NO.	Chip		Lens Color	Viewing Angle $2\theta_{1/2}$ (deg)
	Material	Emitted Color		
5-22-CD34/5V	GaAsP/GaP	Yellow	Yellow Diffused	50

## Light Emitting Diode Lamp

Part No: 5-22-CD34/5V

### ★Absolute Maximum Ratings

(Ta=25°C)

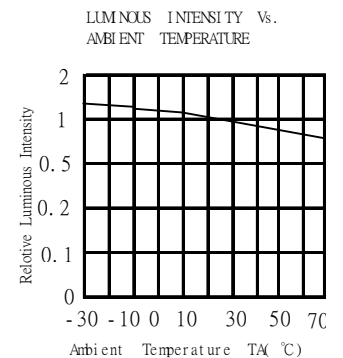
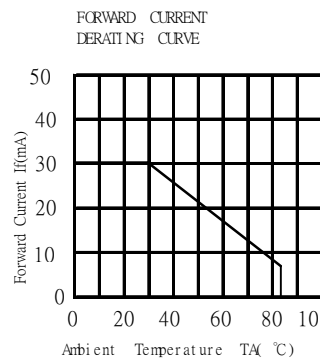
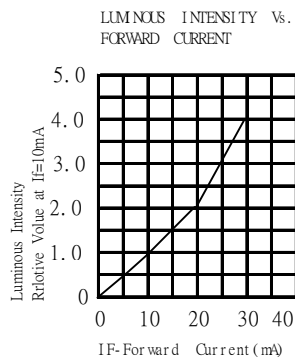
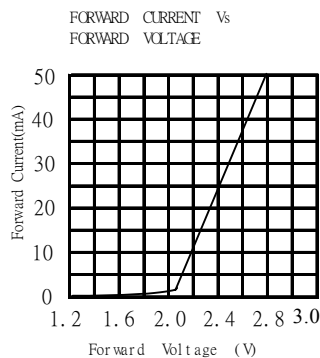
Parameter	Symbol	MAX. Rating	Unit
Power Dissipation	PAD	125	mW
Pak forward current (10 $\mu$ s Pulse)	IFP	50	mA
Reverse Voltage	VR	5.0	V
Operating Temperature	Topr	-40~+85	°C
Storage Temperature	Tstg	-40~+85	°C
Lead Soldering Temperature (1.6mm From Case Bottom 260°C For 5 SEC)			

### ★Electric-Optical Characteristics

Parameter	Symbol	Test Condition	MIN	TYP	MAX	Unit
Forward Voltage	VF	IF=20mA		5		V
Reverse Voltage	IR	VR=5V			10	$\mu$ A
Luminous Intensity	IV	IF=20mA	20	35		mcd
Peak Emission Wavelength	$\lambda P$	IF=20mA		590		nm
Spectrum Width Of Half Value	$\Delta \lambda$	IF=20mA		32		nm

### ★Characteristics Diagrams

Yellow (GaAsP/ GaP)



## Light Emitting Diode Lamp

Part No: 5-22-CD34/5V

★Reliability Test

No	Item	Test Condition	Test Hours/Cycles	Samples Tested	Acc./Rej
1	Room Temperature DC Oper-ating Life	Ta=25°C, I <sub>F</sub> =20mA	1000 Hrs	76	0/1
2	Thermal Shock	-10°C (5min)→ (10sec)→+100°C (5min)	100 Cycles	76	0/1
3	Temperature Cycle	-40°C (30min) →(5min)→+85 °C (30min)	100 Cycles	76	0/1
4	High Temp./ High Humi. Test	85°C /85%RH	1000 Hrs	76	0/1
5	High Temperature Storage	Ta=100°C	1000 Hrs	76	0/1
6	Low Temperature Storage	Ta= - 40°C	1000 Hrs	76	0/1
7	Soldering Heat	260°C±5°C	5 Seconds	76	0/1