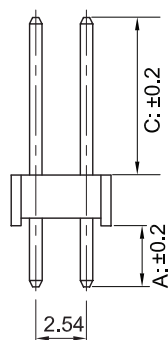
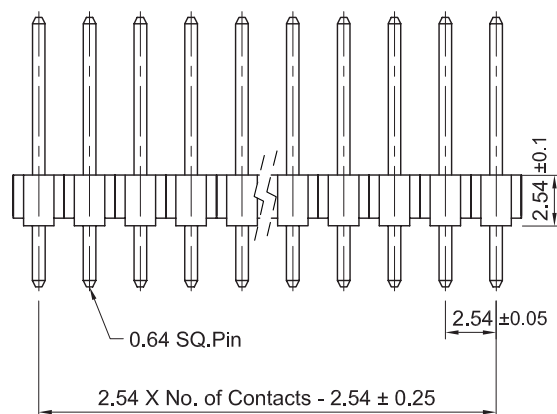
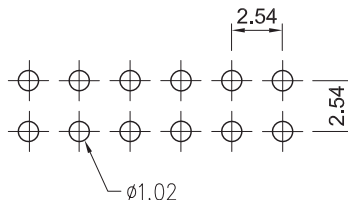
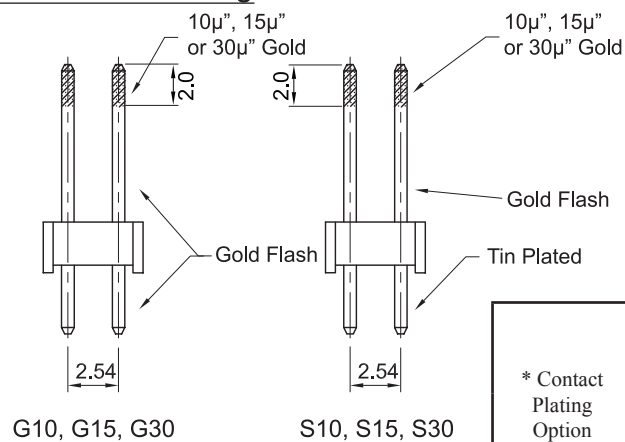


Recommended P.C. Board Hole Layout



Special Gold Plating



* Contact Plating Option	Full Gold Plating	Gold Plated On Contact Area Tin Plated on Solder Area	Full Tin Plating
	G : Gold Flash G10: Gold 10u" G15: Gold 15u" G30: Gold 30u"	S: Gold Flash S10: Gold 10u" S15: Gold 15u" S30: Gold 30u"	T: Tin 100u"

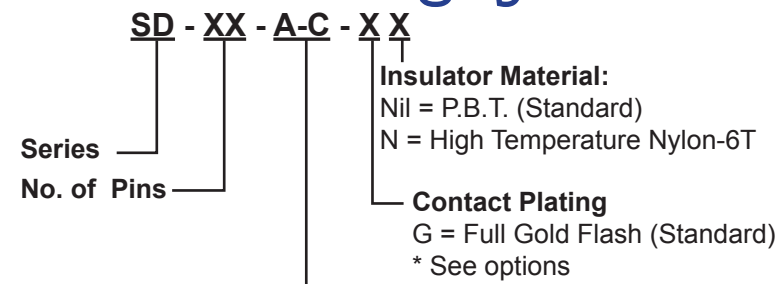
Specifications

Current Rating: 3 Amps
 Insulator Resistance: 1000 Megohms min.
 Contact Resistance: 20 m ohms max.
 Dielectric Withstanding: AC 600V
 Operating Temperature: PBT: -40°C ~ +105°C
 Nylon-6T: -40°C ~ +125°C

Contact Material: Brass
 Contact Plated: See Option/Standard = Full Gold Flash
 Insulator Material: Polyester, UL 94V-0
 P.B.T. (Standard) or Nylon-6T

***Standard Terminal Dimensions: A=3.00, C=6.00**

Part Numbering System



Terminal Dimensions (mm)

Nil = Standard Dimensions (A= 3.00, C= 6.00)

A = ... , C = ... for Custom Dimensions

Standard Example: SD-10-G
 (with Standard Terminal Dimension)
A = 3.00, C = 6.00

Custom Example: SD-10-2.54-8.13-G
A = 2.54, C = 8.13

General Tolerance	
X. ± 0.50	X.° ± 5°
.X ± 0.20	.X° ± 2°
.XX ± 0.10	.XX° ± 1°
Units : mm	