

| Contacts | Dimension mm | | |
|----------|--------------|-------|-------|
| | A | B | C |
| 09 | 16.33 | 24.99 | 30.81 |
| 15 | 24.66 | 33.32 | 39.14 |
| 25 | 38.38 | 47.04 | 53.04 |
| 37 | 54.84 | 63.50 | 69.32 |

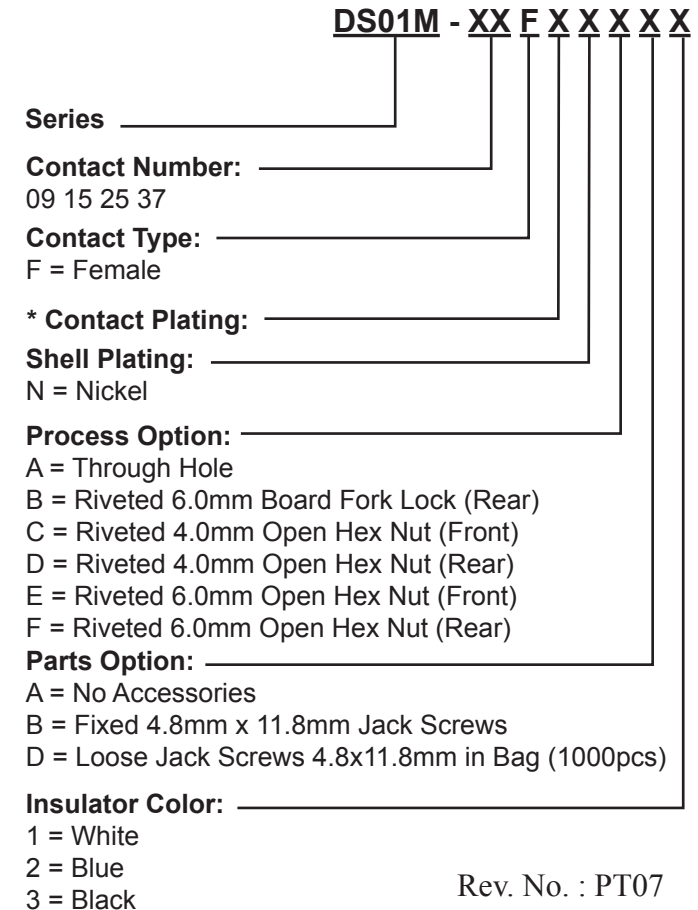
| * Contact Plating Option | Full Gold Plating | Gold Plated On Contact Area Tin Plated on Solder Area | Full Tin Plating |
|--------------------------|-------------------|--|---|
| | | G : Gold Flash G10: Gold 10u" G15: Gold 15u" G30: Gold 30u" | S: Gold Flash S10: Gold 10u" S15: Gold 15u" S30: Gold 30u" |

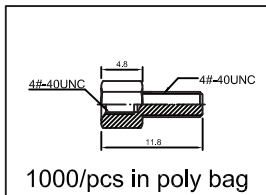
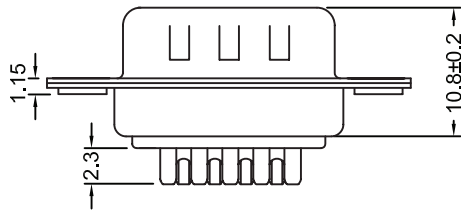
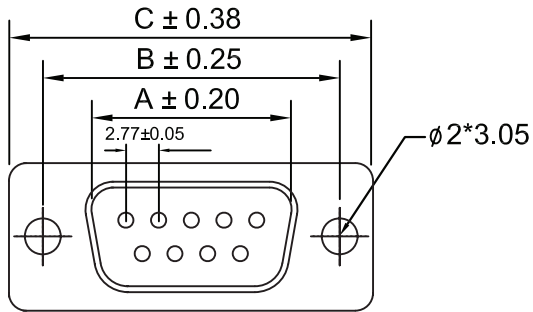
| General Tolerance | |
|-------------------|-----------|
| X. ± 0.50 | X.° ± 5° |
| .X ± 0.20 | .X° ± 2° |
| .XX ± 0.10 | .XX° ± 1° |
| Units : mm | |

Specifications

Current Rating: 5 Amp
 Operating Temp.: -55°C ~ +105°C
 Dielectric Strength : 1000V AC/min
 Insulation Resistance: 1000MΩ Min. at 500V DC
 Contact Resistance: 30 million hms Max.
 Insulator Material: PBT+30% Glass Fiber (UL94V-0)
 Contact: Brass
 Contact Plated: Gold Plated
 Shell: Steel, Nickel Plated
 Screw: Brass, Nickel Plated

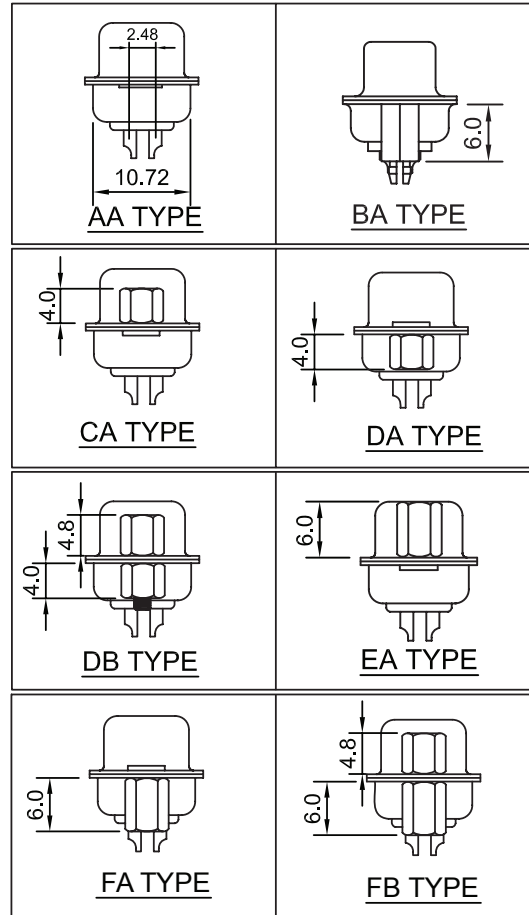
Part Numbering System





| Contacts | Dimension mm | | |
|----------|--------------|-------|-------|
| | A | B | C |
| 09 | 16.92 | 24.99 | 30.81 |
| 15 | 25.25 | 33.32 | 39.14 |
| 25 | 38.96 | 47.04 | 53.04 |
| 37 | 55.42 | 63.50 | 69.32 |

| * Contact Plating Option | Full Gold Plating | Gold Plated On Contact Area Tin Plated on Solder Area | Full Tin Plating |
|--------------------------|--|---|------------------|
| | G : Gold Flash G10: Gold 10u" G15: Gold 15u" G30: Gold 30u" | S: Gold Flash S10: Gold 10u" S15: Gold 15u" S30: Gold 30u" | T: Tin 100u" |



| General Tolerance | |
|-------------------|-----------|
| X. ± 0.50 | X.° ± 5° |
| .X ± 0.20 | .X° ± 2° |
| .XX ± 0.10 | .XX° ± 1° |
| Units : mm | |

Specifications

Current Rating: 5 Amp
 Operating Temp.: -55°C ~ +105°C
 Dielectric Strength : 1000V AC/min
 Insulation Resistance: 1000MΩ Min. at 500V DC
 Contact Resistance: 30 million hms Max.
 Insulator Material: PBT+30% Glass Fiber (UL94V-0)
 Contact: Brass
 Contact Plated: Gold Plated
 Shell: Steel, Nickel Plated
 Screw: Brass, Nickel Plated

Part Numbering System

DS01M - XX M X X X X X

Series _____

Contact Number: _____
09 15 25 37

Contact Type: _____
M = Male

* Contact Plating: _____

Shell Plating: _____
N = Nickel

Process Option: _____
 A = Through Hole
 B = Riveted 6.0mm Board Fork Lock (Rear)
 C = Riveted 4.0mm Open Hex Nut (Front)
 D = Riveted 4.0mm Open Hex Nut (Rear)
 E = Riveted 6.0mm Open Hex Nut (Front)
 F = Riveted 6.0mm Open Hex Nut (Rear)

Parts Option: _____
 A = Non Accessories
 B = Fixed 4.8mm x 11.8mm Jack Screws
 D = Loose Jack Screws 4.8x11.8mm in Bag (1000pcs)

Insulator Color: _____
 1 = White
 2 = Blue
 3 = Black